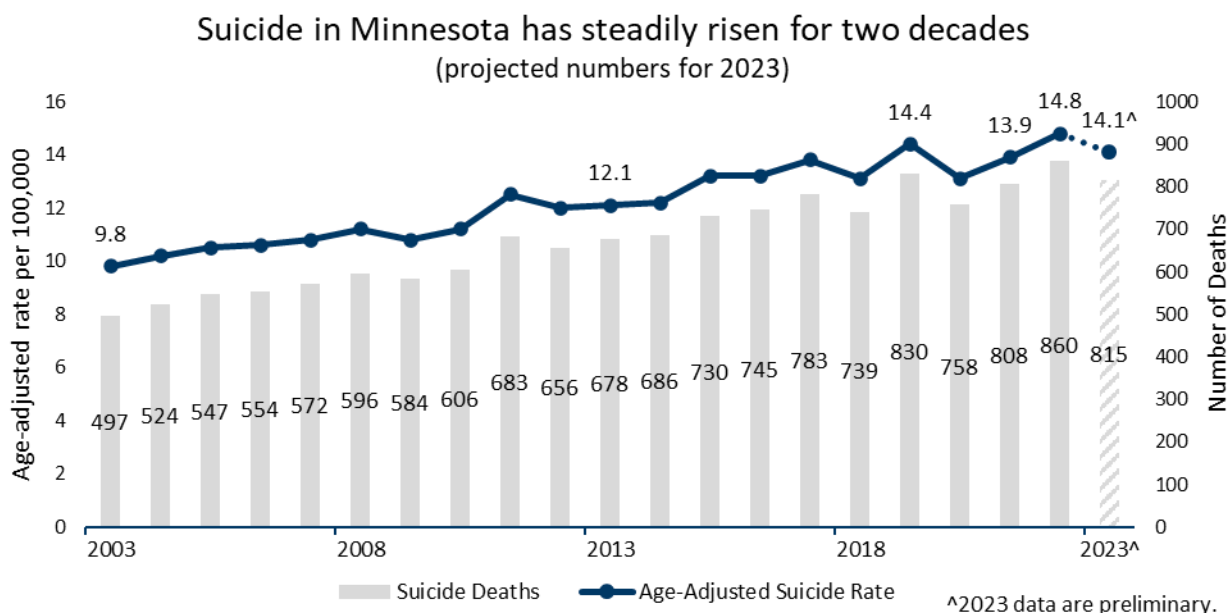


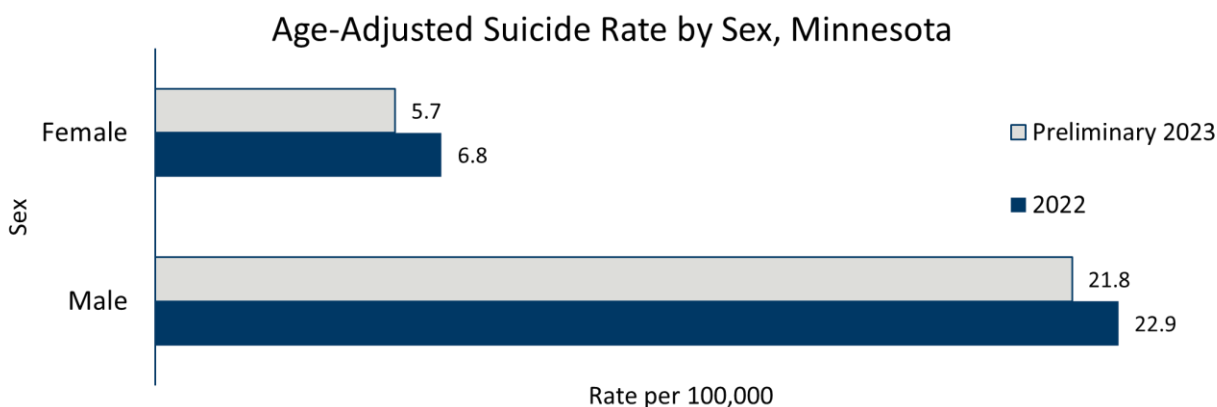
Data Brief: Suicide Up in 2022, Down in 2023

In 2022, 860 Minnesotans died from suicide, the highest total ever, and preliminary data indicates 815 died in 2023. This translates to an age-adjusted rate of 14.8 and 14.1 per 100,000, respectively. Preliminary figures for 2023 are based on projections made using Minnesota death certificates finalized as of May 1, 2024. Final numbers will include all deaths of Minnesota residents and may differ from the figures in this document.

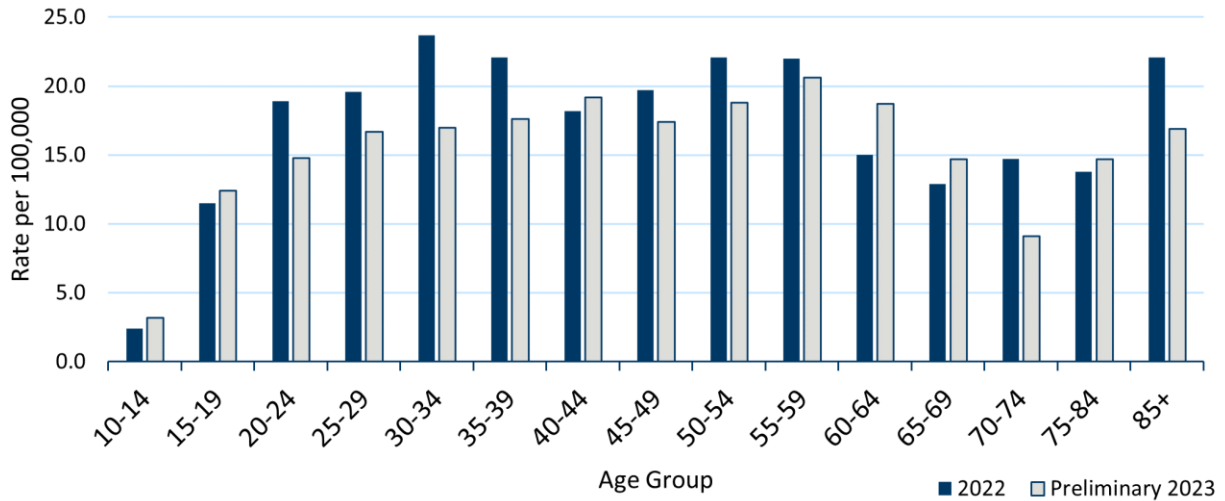


Suicide rates vary between groups

Continuing a persistent trend, males had a higher suicide rate than females in 2022 and 2023. Males consistently have suicide rates 3-4x higher than females. Data from death certificates include male and female. Rates for other sexes or gender identities are not available.



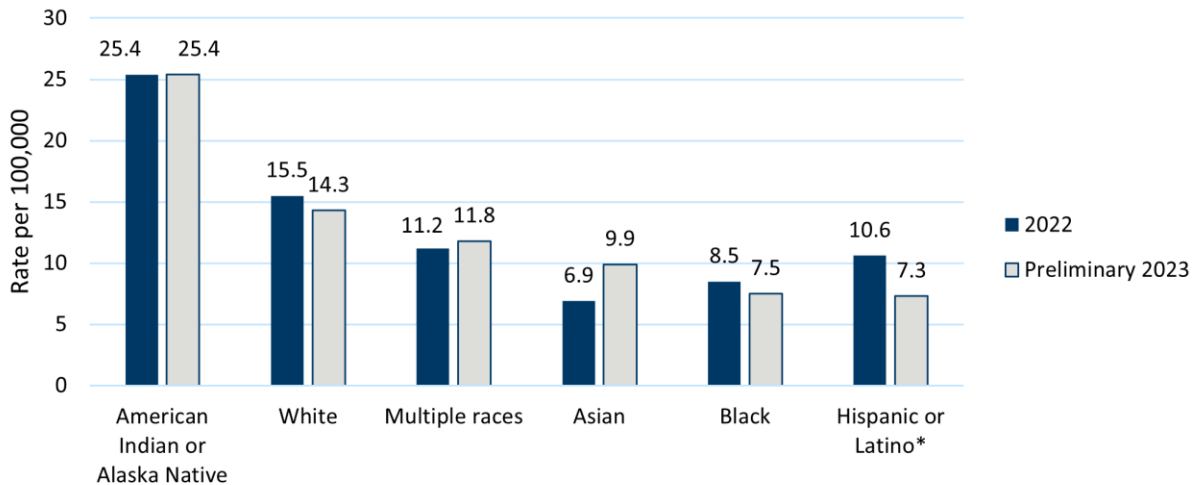
Suicide Rate by 5-year Age Group, Minnesota



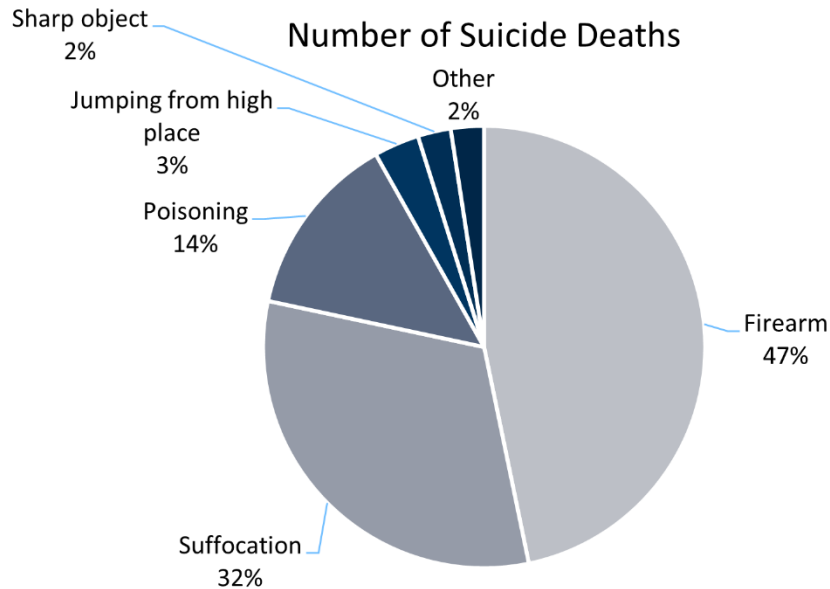
Suicide rates were highest in middle age in 2023, a slight shift from 2022.

In 2022 and 2023, American Indian or Alaska Natives had a higher suicide rate than the most populous racial or ethnic groups in Minnesota. Data for 2023 are preliminary. Rates in groups of this size may fluctuate from year to year so it's important to consider multi-year trends.

Suicide Rate by Race/Ethnicity, Minnesota

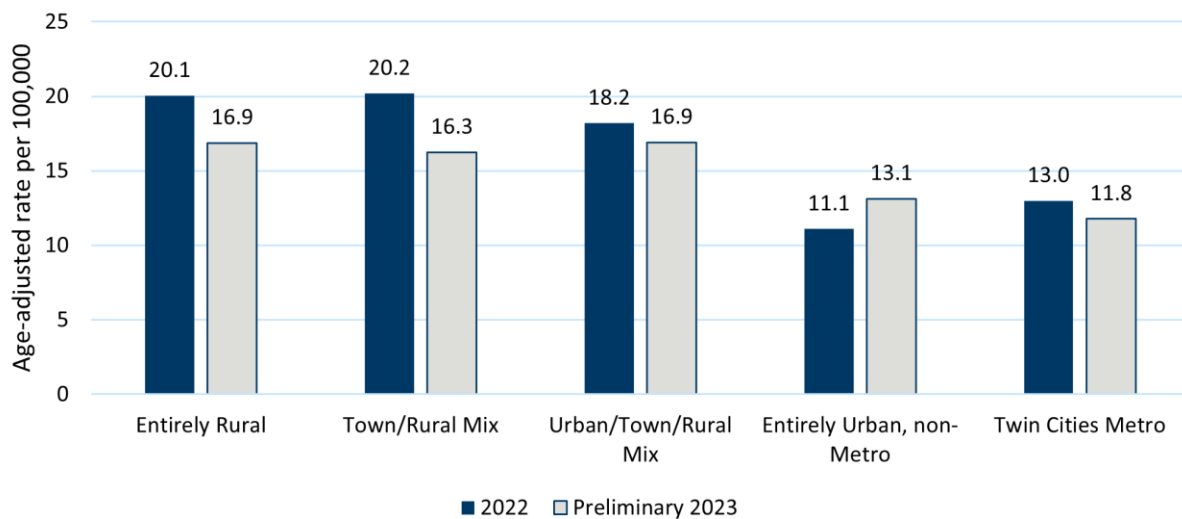


The largest percentage of suicide deaths in 2023, 47%, involved a firearm (see figure below). An additional 32% involved suffocation and 14% involved poisoning. In total, these three mechanisms of injury accounted for 93% of suicide deaths.



Like previous years, suicide rates in rural areas in 2023 tended to be higher than urban areas. Decreases from 2022 to 2023 were seen in multiple areas throughout the state.

Suicide Rate by County Urbanization**, Minnesota



Minnesota Department of Health
 Injury and Violence Prevention Section
 625 Robert St N, Saint Paul, MN 55155
stefan.gingerich@state.mn.us
www.health.state.mn.us

To obtain this information in a different format, call:
 651-201-5400.

*Race and ethnicity were measured separately. Hispanic people may also be included in one of the racial groups.

**Urbanization based on Minnesota State Demographic Center: https://mn.gov/admin/assets/greater-mn-refined-and-revisited-msdc-jan2017_tcm36-273216.pdf

July 15, 2024

If you or a loved one are having thoughts of suicide, please connect with the 988 Suicide & Crisis Lifeline by calling or texting 988 or use the online chat feature at 988lifeline.org/chat.